	Blackburn WHSE-001 Blackburn Pollution Incident Response Management Plan	Version No:	V02
		Issued:	17 Apr 2023
		Next Review	Apr 2024

1. Purpose

The Pollution Incident Response Management Plan (**PIRMP**) for Blackburn site has been prepared in accordance with the Environment Protection Act 1970.

The objectives of the PIRMP are to:

- ensure comprehensive and timely communication about a pollution incident to staff at the site, the Environment Protection Authority (EPA), other relevant authorities and people outside the site who may be affected by the impacts of the pollution incident.
- minimize and control the risk of a pollution incident at the site by requiring identification of risks and the development of planned actions to minimize and manage those risks
- Ensure that the PIRMP is properly implemented by trained staff, identifying persons responsible for implementing it, and ensuring that the PIRMP is regularly tested for accuracy, currency, and suitability.

A copy of this PIRMP must be always kept at the site and must be made available to an authorised officer of the EPA Victoria on request and to any person who makes a written request for a copy.

2. Site Implementation

A copy of this PIRMP must be always kept at the site and must be made available to an authorised officer of the EPA Victoria on request and to any person who makes a written request for a copy.

Site Management must follow the pre-emptive and responsive measures as per Section 4.12 of this procedure.

Testing of the PIRMP must be carried out annually.

3.0 Responsibilities

Site Management shall ensure:

- As soon as a person becomes aware of a pollution incident, it must be immediately reported to a Site Supervisor/Manager whether it causes or threatens material harm to the environment so that the issue can be promptly considered and determined by the relevant Site Supervisor/Manager.
- The Site Manager must report all incidents to their relevant Senior Allied Pinnacle Manager & State and National WHS Manager if they can be promptly contacted.

If anyone in one level of authority cannot be promptly reached, contact should be made with the next level of authority.

All workers must report any environmental issues identified and to ensure the prevention of any environmental issues.

4.0 Method

4.1 What is “the Environment”?

The environment means components of the earth, including:

- **Land, air, and water**
- **Any layer of the atmosphere**
- **Any organic or inorganic matter and any living organism**
- **Human-made or modified structures and areas**

	Blackburn WHSE-001 Blackburn Pollution Incident Response Management Plan	Version No:	V02
		Issued:	17 Apr 2023
		Next Review	Apr 2024

4.2 Harm to the environment

Harm to the environment includes any direct or indirect alteration of the environment that has the effect of degrading the environment and, without limiting the generality of the above, includes any act or omission that results in pollution.

It is important to remember that the “environment” is very broadly defined and an incident that only results in harm to a person or manmade structures could nevertheless be an environmental incident.

Harm to the environment is material if:

- a) It involves actual or potential harm to the health or safety of human beings or to an ecosystem that is not trivial; or
- b) It results in actual or potential loss or property damage, or amounts in aggregate, exceeding \$10,000 (or such other amount as is prescribed by state regulations)

This is a very low threshold:

1. No actual harm is required, only threatened harm.
2. The harm does not need to be significant, but only non-trivial
3. The \$10,000 measure (which includes any clean-up costs) is a separate and independent test for materiality and an incident may be reportable under (a) even if it does not meet (b).

4.3 Pollution incidents and the requirements to report.

A pollution incident means an incident or set of circumstances during, or because of which there is, or is likely, to be a leak, spill or other escape or deposit of a substance, because of which pollution has occurred, is occurring or is likely to occur.

It includes an incident or set of circumstances in which a substance has been placed or disposed of on site.

Any pollution incident causing, or threatening material harm must be immediately reported to all relevant authorities.

4.4 Relevant Authorities


The relevant authority means any of the following:

- a) The appropriate state regulatory authority
- b) If the EPA is not the appropriate regulatory authority – the EPA.
- c) If the EPA is not the appropriate regulatory authority – the local authority for the area in which the pollution incident occurs.
- d) Each States Ministry of Health
- e) Each States Work Cover/WorkSafe Authority
- f) Each States Fire and Rescue
- g) Each Sites Local Council

4.5 Relevant information

The relevant information about a pollution incident required must be provided to the relevant authority consists of the following:

- The time, date, nature, duration, and location of the incident
- The location of the place where pollution is occurring or is likely to occur.

	Blackburn WHSE-001 Blackburn Pollution Incident Response Management Plan	Version No:	V02
		Issued:	17 Apr 2023
		Next Review	Apr 2024

- The nature, the estimated quantity or volume and the concentration of any pollutants involved, if known
- The circumstances in which the incident occurred (including the cause of the incident, if known) and
- The action taken or proposed to be taken to deal with the incident and any resulting pollution or threatened pollution, if known

If any of the relevant information is not known when the initial notification is made to the relevant authority, but becomes known afterwards, that information must be notified immediately after it becomes known.

4.6 Assessing whether an incident must be reported, and how to report.

As soon as a person becomes aware of a pollution incident, it must be immediately reported if it causes or threatens material harm to the environment.

In considering whether an incident must be reported, a person must consider:

The likely impacts from the incident for example:

Are they trivial only, with no real risk of becoming anything more than trivial and not expected to result in \$10,000 of property damage or clean-up costs? E.g., a spill of 1 tonne of flour in the premises car park, which can be cleaned up quickly and cheaply.

Are they trivial now, but with the potential to become more than trivial? E.g., a spill of 20 tonnes of flour onto a dry riverbed that could take a day for site staff to clean up, when wet weather is imminently expected which could cause the river to fill and to carry the flour downstream.

Has any property damage been caused by the incident? What is the likely cost of the damage, combined with anticipated clean-up cost – is it expected to be \$10,000 or more?

How should the incident be cleaned up and what are the likely costs of the clean-up (are they likely to be \$10,000 or more?).

Where workers are unsure about whether an incident involves material harm to the environment, they must immediately report it to the relevant Site management so that this issue can be promptly considered and determined by the relevant Site management.

Contractors and site workers are not required to form a view about whether any environmental incident is a reportable pollution incident and should notify site management of **all** environmental incidents so that this issue can be considered at a higher level.

The Site Manager will have authority to report all incidents on behalf of Allied Pinnacle, after attempting to first discuss with their relevant General Manager, State and National WHS Manager if they can be promptly contacted.

In the event of uncertainty as to whether the incident is causing or threatening material harm to the environment, contact should be made with the General Manager and the issue should be considered at this level.

	Blackburn WHSE-001 Blackburn Pollution Incident Response Management Plan	Version No:	V02
		Issued:	17 Apr 2023
		Next Review	Apr 2024

If the uncertainty cannot be resolved, the incident should be treated as a reportable incident.

In the unlikely event that no one within senior management is able to be contacted with reasonable promptness, the Site manager must report any incident causing or threatening material harm to the environment to the relevant authorities themselves.

4.7 Contact Details – Relevant Authority

If the pollution incident presents an immediate threat to human health or property, call Triple Zero (000).

If the incident does not require an initial combat agency, or once Triple Zero has been contacted, notify the relevant authorities in the following order:

Relevant Authority	Contact Details
Environmental Protection Authority - VIC	Environmental Phone Line – 1300 372 842
Local Council – Whitehorse Council	(03) 9262 6333
Ministry of Health	1300 253 942
WorkSafe VIC	1800 136 089
Fire and Rescue VIC	(03) 9662 4733

4.8. Contact Details - Site

The following individuals must be contacted immediately in the event of a pollution incident and are responsible for activating the PIRMP and managing the response.

Name	Position	24-Hour Contact Details
Gurinder Singh	Site Manager	0433 357 215
Michael Zhang	Site Production Supervisor	0425 210 613
Ivan Brown	Head of Baking operations	0438 577 515
Juliana Hietala	Vic & Tas WHS & E Co-Ordinator,	0427 560 763
Maria Hooker	National WHS Manager	0401 700 860
David Pitt	Chief Executive Officer	0419 756 775

4.9 Contact with Neighbours and the Local Community

After raising an alarm and ensuring that the emergency services are notified if required, the Site Manager or Designated person, if required, will contact the neighbouring properties of the incident by phone or in person.

The immediate neighbours to the site are:

The immediate neighbours to the site are:
V SPEC Pty Ltd 19, Terra Cotta Drive, Blackburn VIC 3130 PH: 0486 222 226 (Across the road from 18, Terra Cotta Drive Blackburn)

	Blackburn WHSE-001 Blackburn Pollution Incident Response Management Plan	Version No:	V02
		Issued:	17 Apr 2023
		Next Review	Apr 2024

Elme Living

1, Apollo Court, Blackburn VIC 3130

PH: (03) 7067 9725

(Business right hand side of the building 18, Terra Cotta Drive Blackburn)

New Keyman Kitchen & Bathroom

22, Terra Cotta Drive Blackburn VIC 3130

PH: (03) 8838 2663

(Business left hand side of the building 18, Terra Cotta Drive Blackburn)

Note: Refer to WHS-019 Emergency Management and Blackburn-002 Site Emergency Response Plan for full steps to follow as per different types of incidents.

Advice neighbours to standby for further instructions by VIC Police or Fire Brigade Officers if required.

Also, advise neighbours to close windows and doors and remain inside for incidents involving the emission of air pollutants or chemical leaks.

4.10 Inventory of Pollutants

Flour & derived from flour products

Approximately 2 tonnes bagged

Natural Gas

Used on demand from main source

4.11 Safety Equipment

The following safety equipment or devices that are used to minimise the risks to human or health or the environment and to contain or control a pollution incident are as follows.

4.11.1 Dust – Flour & Ingredients

Dust collectors and extractions systems as stated on the map are regularly inspected and maintained and included on the site Preventative Maintenance Schedule. Records are retained on site.

4.11.2 Noise

Noise is minimised through the manufacturing process with engineering controls implemented on plant and equipment and all most plant and equipment is used in an enclosed area. Minimal noise from trucks. No forklifts on site.

4.11.4 Spill Kits


Spill kits and all other required equipment, bunding, bags, containers etc. are in the following areas as stated on the map.

Only trained persons in spill control procedures will engage in spill containment.

Spill Containment Kits shall be inspected every three months.

4.11.5 Personal Protective Equipment

- Hand protection, eye protection

	Blackburn WHSE-001 Blackburn Pollution Incident Response Management Plan		Version No:	V02
			Issued:	17 Apr 2023
			Next Review	Apr 2024

4.11.6 Safety Data Sheets

Safety Data Sheets (SDS) detailing action to be taken to safely control spills of hazardous materials and dangerous goods are available where hazardous chemicals are used.

4.11.7 Extinguishers and Hose Reels


Fire extinguishers and hose reels are provided for first attack firefighting, when safe, by workers trained in their use.

Extinguishers, hoses, and hydrants will be tested at least six monthly in accordance with the relevant Australian Standard (e.g., AS1851 for extinguishers).

4.12 Hazard Identification, Risk Analysis and Management measures

Risks are calculated using the Potential Severity Matrix in Policy WHSE-008 Hazard ID, risk assessment and control measures.

Hazard	Impact	Risk	Circumstances/events that increase or decrease likelihood of risk	Management measures
Noise	Minor short-term harm to the environment.	Likely to occur, Minor Cat 4	Not complying with the applicable environmental noise limit criteria as defined within the VIC Environment Protection (Residential Noise) Regulations 2008	<p><u>Pre-emptive measures</u> A noise survey must be completed every three years by a qualified external Contractor in accordance with VIC Environment Protection (Residential Noise) Regulations 2008 and all recommendations to be implemented.</p> <p>All plant and equipment will be maintained according to the preventative maintenance schedule and kept in good working order to minimise noise emissions.</p> <p>Noise emissions from the operations at Allied Pinnacle must not exceed the applicable environmental noise limit criteria as defined within the Environment Protection (Residential Noise) Regulations 2008</p> <p><u>Responsive measures:</u> Incident must be immediately reported to site management. Relevant authorities to be notified immediately. An incident report must be completed within 24 hours.</p> <p>At fault equipment to be repaired and reinstated when noise limits can be met.</p> <p>A noise survey <u>may</u> be required to be completed by a qualified external Contractor in accordance with VIC Environment Protection (Residential Noise) Regulations 2008 to ensure all recommendations have been implemented.</p>
Dust	Minor short-term harm to the environment.	Likely to occur, Minor Cat 4	Dust extraction and collection systems are installed on site to minimize dust exposure and meet State Environment Protection Policy (Ambient Air Quality)	<p><u>Pre-emptive measures</u> Air monitoring to be carried every three years by a qualified external Contractor in accordance with State Environment Protection Policy (Ambient Air Quality) and all recommendations to be implemented.</p> <p>All activities in or on the premises must be carried out in a manner that will minimise the generation, or emission from the premises, of wind-blown or traffic generated dust</p> <p><u>Responsive measures:</u> Incident must be immediately reported to site management. Relevant authorities to be notified immediately.</p> <p>An incident report must be completed within 24 hours.</p> <p>At fault equipment to be repaired and reinstated when dust limits can be met.</p>

	Blackburn WHSE-001 Blackburn Pollution Incident Response Management Plan		Version No:	V02
			Issued:	17 Apr 2023
			Next Review	Apr 2024

				Air monitoring may be required by a qualified external Contractor in accordance with State Environment Protection Policy (Ambient Air Quality) to ensure all recommendations have been implemented.
Flour (and products derived from flour) spill	Minor short-term harm to the environment.	Likely to occur, Minor Cat 4 (4)	Spill occurs near a watercourse, providing exposure pathway for offsite impacts.	<p><u>Pre-emptive measures:</u></p> <ul style="list-style-type: none"> Installation of Storm guards in all areas where stormwater collection occurs. All storm water drains to be marked with blue paint to clearly identify and raise awareness of stormwater infrastructure from other water drainage infrastructure at the site. Signage to be displayed to remind workers and contractors to not wash down vehicles, equipment, or pavement. Regular monthly inspections of all stormwater sump pit to ensure there is no build-up of product, residue, etc. Complete daily, weekly & monthly cleaning and maintain documented cleaning checklists for areas identified on the Stormwater Maps Ensure provision and use of spill containment kits. Train all relevant personnel in the use of spill containment kits and site management practices Any potential build up must be reported and recorded on maintenance request form. Maintenance Dept. to action and address <p><u>Responsive measures</u></p> <ul style="list-style-type: none"> Stop the flow of the product with use of Spill kits. Site staff must report incident to the Site Management immediately, and an incident notification record must be produced within 24 hours of the incident. The incident must be immediately reported to relevant authorities. Incident investigation must advise suitable controls to be implemented and to prevent recurrence
Natural Gas leak	Insignificant harm to the environment.	Likely to occur, Minor Cat 4 (4)	Leak would occur in out loading area which is in the open air.	<p><u>Pre-emptive measures</u></p> <p>Regular inspections to be completed by external provider as per contract agreement.</p> <p>Daily in house inspections to be completed by site workers. Complete any recommendations if required.</p> <p>Train all relevant personnel on how to turn off cylinder gas.</p> <p><u>Responsive measures</u></p> <p>If any leakage is detected or suspected from a cylinder, turn it off immediately by turning off the gas.</p> <p>Complete any repairs required if necessary.</p>
Water pollution from Spills Entering Stormwater	Moderate Medium-Term Harm to the environment	Likely to occur, Serious Cat 3 (13)	Installation of Storm guards in all areas where stormwater collection occurs. All storm water drains to be marked with blue paint to clearly identify and raise awareness of stormwater infrastructure from other water drainage infrastructure at the site	<p><u>Pre-emptive measures</u></p> <p>Follow the Pre-emptive measures that are in place for pollutants that could possibly enter stormwater as per flour spill.</p> <p><u>Responsive measures</u></p> <p>Follow the responsive measures that are in place for pollutants that could possibly enter stormwater as per flour spill.</p>

	Blackburn WHSE-001 Blackburn Pollution Incident Response Management Plan	Version No:	V02
		Issued:	17 Apr 2023
		Next Review	Apr 2024

5. Minimising Harm to Persons of the Premises

5.1 Emergency evacuation

Upon raising an alarm, the following needs to be considered:

- Ascertain the nature of the emergency and determine appropriate action.
- Ensure that the appropriate emergency service has been notified.
- Advise staff of the situation.
- Meet emergency services at evacuation area:

The front of the Site reception, on Terra Cotta Drive in front of building.

5.2 Emergency Equipment

Equipment has been installed around the site for use in response to emergencies.

It shall be maintained and accessible for immediate use, and its location appropriately sign posted.

The range of equipment installed at the Site is detailed in the site emergency plans displayed throughout the site.

5.3 Emergency Exits

Backlit emergency exit signs are installed within all parts of the building.


These “lights” are designed with an internal battery supply and operate independently of the main power system in an emergency.

5.5 Minor Chemical Spills

- Minor spills should be dealt with immediately as detailed in the Safety Data Sheets.
- If a spill has occurred due to a plant problem or failure the Supervisor(s) or Operator(s) are to be advised so the problem, can be contained & remedied.

5.6 Major Chemical Spills

In the event of a major chemical spill the following procedure is to be adopted:

	Blackburn WHSE-001 Blackburn Pollution Incident Response Management Plan	Version No:	V02
		Issued:	17 Apr 2023
		Next Review	Apr 2024

- Notify all personnel in the area that a spill has occurred. Where danger exists from spread of spill, the area should be evacuated immediately.
- One person to be detailed (if safe to do so) to notify the Supervisor(s) or Operator(s) who will immediately assess the need for outside assistance.
- Personnel dealing with chemical spills must wear the designated protective clothing, breathing apparatus etc. & have knowledge in using spill kits.
- Initial action in controlling the spill should be directed towards closing off the source of the spill.
- Secondary action should be directed towards preventing the spread of the spill to other parts of the plant or outside the plant boundaries or into council drains.
- Once the spill is contained the material should be neutralised and then disposed of as detailed in the Safety Data Sheet.

6. Staff training

A general training in emergency preparedness shall be provided to all site workers on the following as a minimum:

- Definition and types of emergencies
- Emergency facilities, their function, location and how to use them.
- Means of communication and the location of communication facilities
- Actions in case of emergency
- Evacuation procedures

Specific training shall be provided to the appropriate staff on:

- First aid (St John's)
- Use of site supplied firefighting equipment (A Safe OH&S)
- Use of supplied spill containment and clean up equipment (Absorb-Enviro)

The relevant training shall be provided for all new workers at the start of their employment.

Retraining must be provided annually, and the training of each worker shall be recorded, and the records of training shall be retained in the Allied Pinnacle Training Database.

7. Testing of the PIRMP


Testing of the PIRMP must be carried out annually.

Whenever a scheduled mock evacuation occurs, the Chief Warden or designated person must notify the relevant authorities to ensure they do not attend the site.

Refer to WHSE-005 Incident Reporting, Investigation and Injury Management and Return to work

Following an evacuation, a review will occur. The following should be evaluated:

- Appropriateness of alarm
- If the alarm was heard by everyone
- Time took for completing roll calls.
- Detail the way the plan is to be tested and maintained.
- How was the communication process?
- If fire doors were closed
- If gates were opened

	Blackburn WHSE-001 Blackburn Pollution Incident Response Management Plan	Version No:	V02
		Issued:	17 Apr 2023
		Next Review	Apr 2024

- If everyone was accounted at evacuation point
- If personnel protection equipment was used
- Role of fire wardens
- Time took for completing the drill.

The evacuation must be reported in Allied Pinnacle’s Incident Reporting Database **and any** corrective actions to be raised following mock evacuation if there were any issues.

The PIRMP shall be evaluated by simulated emergencies.

Related Documents

- WHSE-005 Incident Reporting, Investigation and Injury Management and Return to work
- WHS-019 Emergency Management
- WHSE-024- Environmental Management Plan including PIRMP.
- WHSE-008 Hazard ID, risk assessment and control measures

DOCUMENT APPROVAL and CHANGE HISTORY

APPROVAL			
Action	Position Title	Name (s)	Date
New Document template-controlled Version 1 to update to new format	National WHSE Manager	Maria Hooker	27/1/2023
Add new logo	National WHSE Manager	Maria Hooker	17/4/2023



**Blackburn WHSE-001 Blackburn
Pollution Incident Response
Management Plan**

Version No:	V02
Issued:	17 Apr 2023
Next Review	Apr 2024

 ALLIED PINNACLE	Blackburn WHSE-001 Blackburn Pollution Incident Response Management Plan	Version No:	V01
		Issued:	27/01/2023
		Next Review	Jan 2025

 ALLIED PINNACLE	Blackburn WHSE-001 Blackburn Pollution Incident Response Management Plan	Version No:	V01
		Issued:	27/01/2023
		Next Review	Jan 2025



**Area 3 – Stormwater collects
ground draining roof down
pipes, main parking and truck
unloading area.**